

The RTB Q3 2022 Rent Index

19,539

New tenancies registered with the RTB and used in the Q3 2022 sample

Standardised average rents in new tenancies Q3 2022*

National

€ 1,482

Dublin

€2,022

Outside of Dublin**

€1,164

GDA excl. Dublin***

€1,476

Outside the GDA

€1,121

Standardised average rent for a three bedroom house in new tenancies Q3 2022



National

€ 1,413

Dublin

€2,169

Outside of Dublin**

€1,155

GDA excl. Dublin***

€1,583

Outside the GDA

€1,100

Year-on-Year rate of change (%) in standardised average rent in new tenancies, Q3 2022

6.7%

National

5.8%

Dublin

6.0%

Outside of Dublin**

3.0%

GDA excl. Dublin***

7.0%

Outside the GDA

Quarter-on-Quarter rate of change (%) in standardised average rent in new tenancies, Q3 2022

1.5%

National

0.9%

Dublin

2.3%

Outside of Dublin**

1.5%

GDA excl. Dublin***

2.5%

Outside the GDA

- * The RTB uses the standardised average rent, which is a mix adjusted rent that takes account of the changing mix of properties in an area.
- ** The area outside of Dublin takes into account every tenancy that is not in county Dublin. This area is also referred to as 'Non-Dublin'.
- *** GDA - Greater Dublin Area. For comparison purposes, Dublin is excluded from the GDA region in the RTB Index and thus the GDA refers to the surrounding counties of Meath, Kildare, and Wicklow.

Highest and lowest standardised average rents in new tenancies in Q3 2022

By county

County Dublin
€2,022
per month

County Donegal
€809
per month

By local electoral area (LEA)

Lifford - Stranorlar
LEA, Co. Donegal
€689
per month

Stillorgon LEA,
Co. Dublin
€2,594
per month

Rents in new tenancies in cities Q3 2022

Galway City
€1,567

Dublin City
€1,957

Limerick City
€1,325

Cork City
€1,413

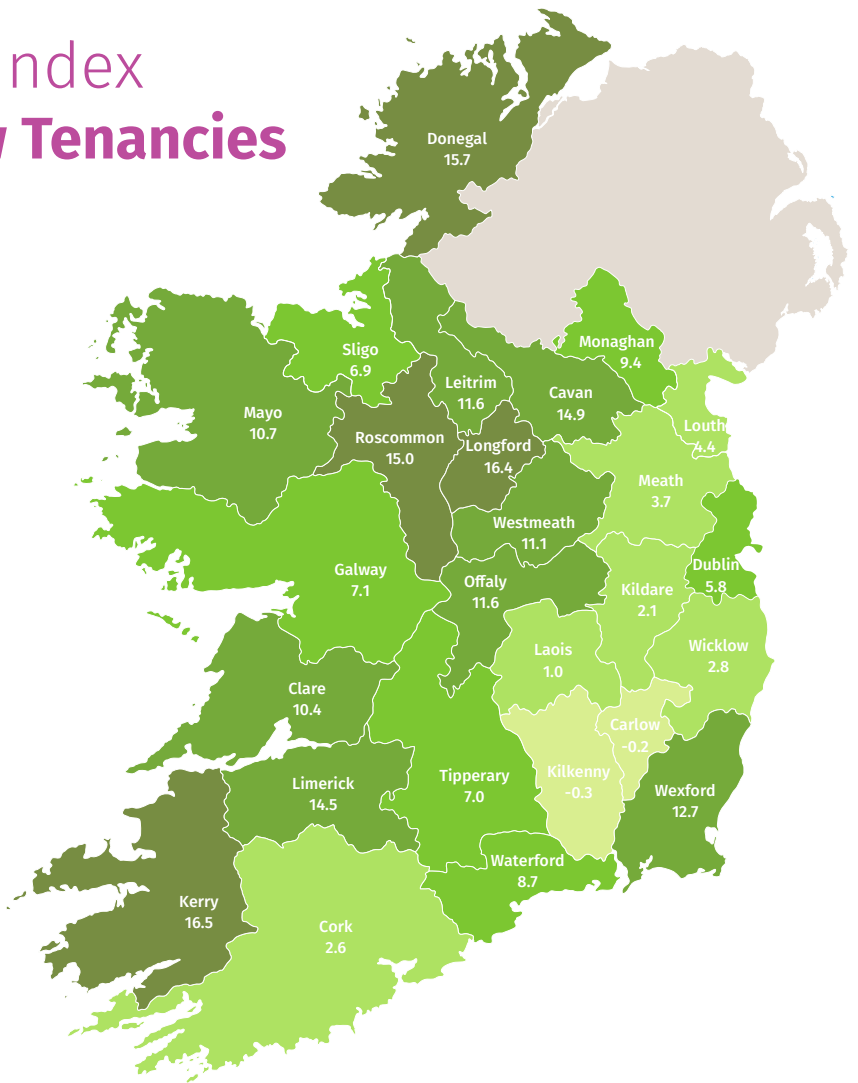

Waterford City
€1,141

The RTB Q3 2022 Rent Index

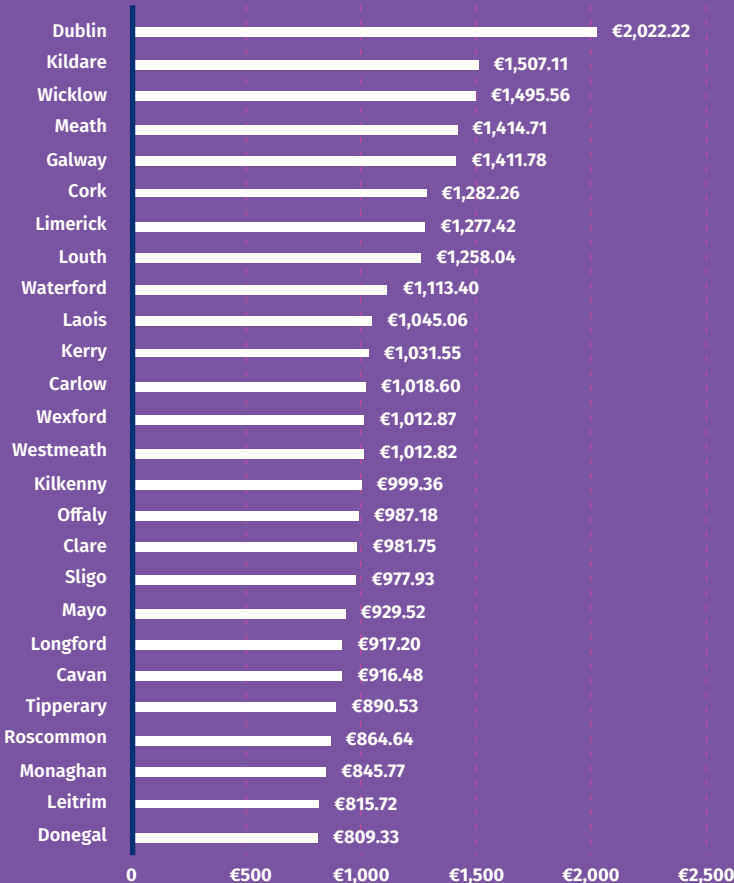
Regional Analysis in New Tenancies

Year-on-Year rate of change (%) in standardised average rent in new tenancies by county, Q3 2022

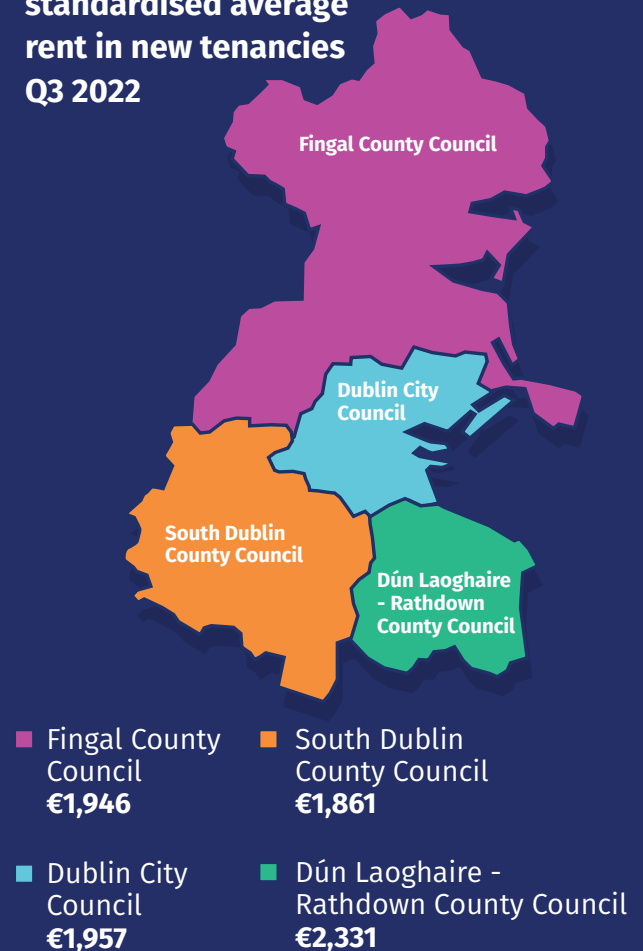
Y-on-Y % change



Standardised average rent in new tenancies by county, Q3 2022*



Dublin Local Authorities - standardised average rent in new tenancies Q3 2022



* The RTB uses the standardised average rent, which is a mix adjusted rent that takes account of the changing mix of properties in an area.