



Private Tenancies Registered with the RTB at the end of Q3 2024



Total Number of **Private Tenancies** Registered with the RTB, Q3 2024

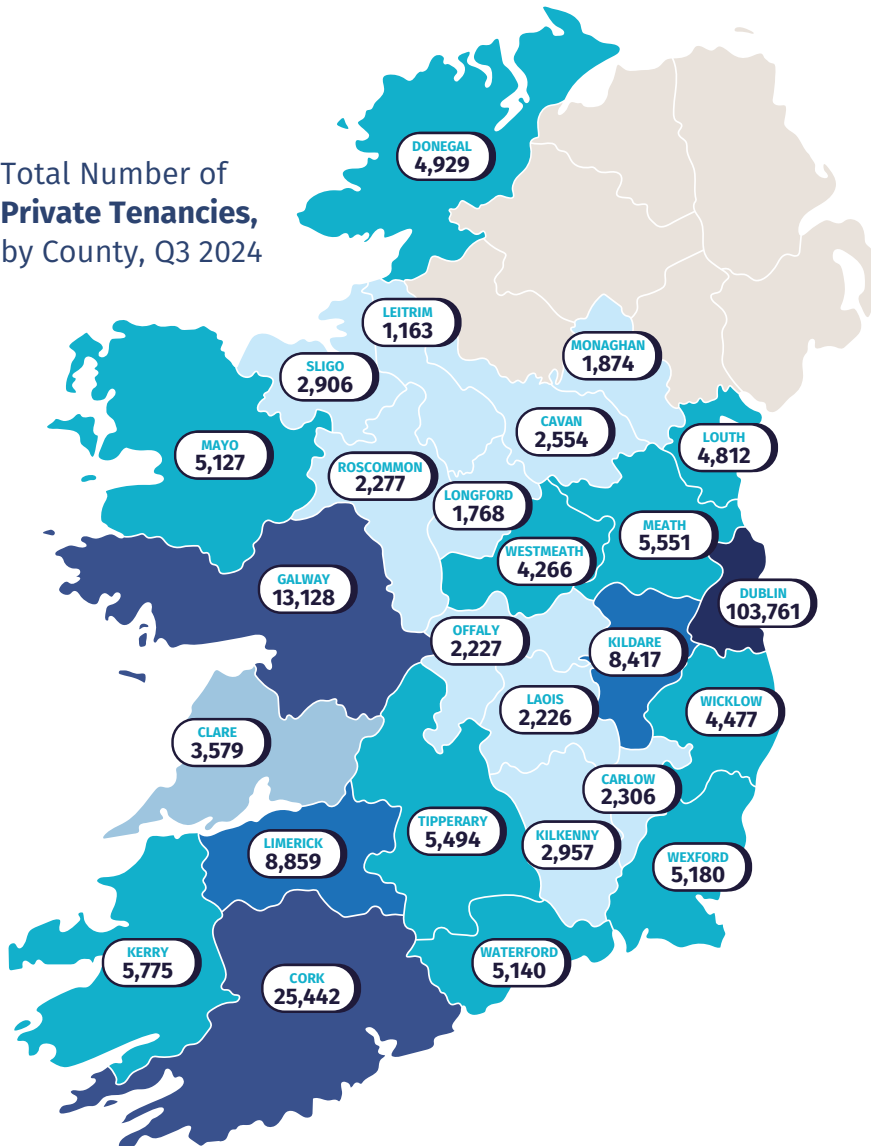


Total Number of **Landlords** associated with Private Tenancies, Q3 2024



Proportion of **Private Tenancies** by Dwelling Type, Q3 2024

Total Number of **Private Tenancies**, by County, Q3 2024



Proportion of **Private Tenancies** located in Rent Pressure Zones, Q3 2024

Number of Tenancies

- 50,00 or more
- 10,001 - 50,000
- 6,001 - 10,000
- 4,001 - 6,000
- 3,001 - 4,000
- 3,000 or less
- No Data

Please visit the RTB Data Hub for more detailed information on the Profile of the Register <https://www.rtb.ie/about-rtb/data-insights/data-hub>

Please note: All information is point in time, based on tenancy commencement date.
*House: Whole of House, Part of House & Maisonnette. As reported by Landlords.
**Apartment, Flat & Bedsit. As reported by Landlords.